



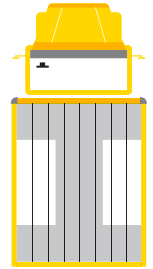
Rental  
Leasing  
Logistics

# HOW TO LOAD A MOVING TRUCK

To ensure a safer, easier, and quicker move, load your heaviest possessions in an "I formation."

Use tie-downs to help prevent your heaviest items from shifting. It's also important to evenly balance the weight of your items on the truck bed.

[pensketruckrental.com](http://pensketruckrental.com)



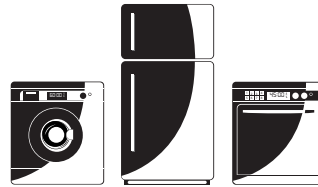
## VALUABLES/PAPERS

It's a good idea to keep small, valuable items with you in the cab, along with anything else you might need to quickly grab during your move.



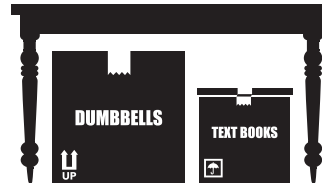
## HEAVY OBJECTS

Starting with the top of the "I formation," place the heaviest objects — like your refrigerator and washer — in the front of the box truck.




## DESKS/HEAVY OBJECTS

Desks and dining room tables can go in the middle with heavy boxes underneath if there is enough clearance.



## MATTRESS/BOX SPRING

Place mattresses, box springs, and other large cushions along the left side of the box truck.



## SOFA/COUCHES

Sofas and couches can go on the right side of the truck, opposite your mattress and box spring.



## HEAVY BOXES

Place additional heavy boxes in the center of the back of the truck in order to complete the "I formation."



## SMALL BOXES/MISC.

Lastly, you can place your smaller boxes and miscellaneous items behind and around your heavy boxes once you've completed the "I formation."

